



Features

- Class: Expert, power density up to **2150 W/dm³**
- Without Fan
- Low profile 28,6 mm design with terminal blocks, mounting on DIN-rail (optional)
- Case operating temperature ranges: -40°C...+85°C, -50°C...+85°C, for request -60°C
- Output current up to 60 A, output power 1000 W
- Three phase input voltage range 304...456 VAC
- Passive Power Factor Corrector (PFC)
- Additional output for fan
- Parallel operation
- Over current, short circuit, overvoltage and thermal protection, remote on/off by applying voltage or with breaker
- Output voltage adjustment
- Remote feedback
- Max capacitance – not limited
- Metal case

Description

AC/DC power supplies (modules) JETA1000 are specially designed for industrial applications and harsh environment operation. This compact unit (175 x 93 x 28,6 mm) proven maximum output power of up to 1000 W. The units can be switched on/off by a signal, have a full protection complex against over current, short circuit and overheating; they also can be connected in parallel or in series and provide compliance to EMC standard EN55022, class A (class B with filtration and protection module JETAF15).

Modules are made of customized element base. They are sealed with heat-conducting potting material and could have wide operating temperature range up to -60°C...+85°C, featuring a thermal protection chip. These power supplies undergo special temperature and burn-in tests with extreme on/off modes.

Ordering information

JETA 1000 - 380 S 15 - S C N

1 2 3 4 5 6 7 8

- 1 - «JETA» Series
- 2 - Max output power, W
- 3 - Input voltages
380 – 3 ph. 380 VAC (304...456 VAC)
- 4 - Index of output channels quantity
S – one
- 5 - Nominal output voltage, VDC (two signs for a channel)
- 6 - Index of design option
S - modification with polymer potting protection
- 7 - Index of case design and outputs
C- case with a cover and terminal blocks
- 8 - Index of operating temperature range of the case
N -40°C...+85°C (basic version), for request -60°C...+85°C

Technical information

Standard models with one output

Module	Input voltage range	Output power	Output voltage / nominal output current	Typical efficiency
JETA1000-380S15-XXX		900 W	15 B / 60 A	90%
JETA1000-380S24-XXX		1000 W	24 B / 41,6 A	91%
JETA1000-380S27-XXX			27 B / 37 A	91%
JETA1000-380S48-XXX			48 B / 20,8 A	91%

Modules with non-standard output voltage from 12 to 60 VDC with maximal output current up to 60 A, could be delivered on request.

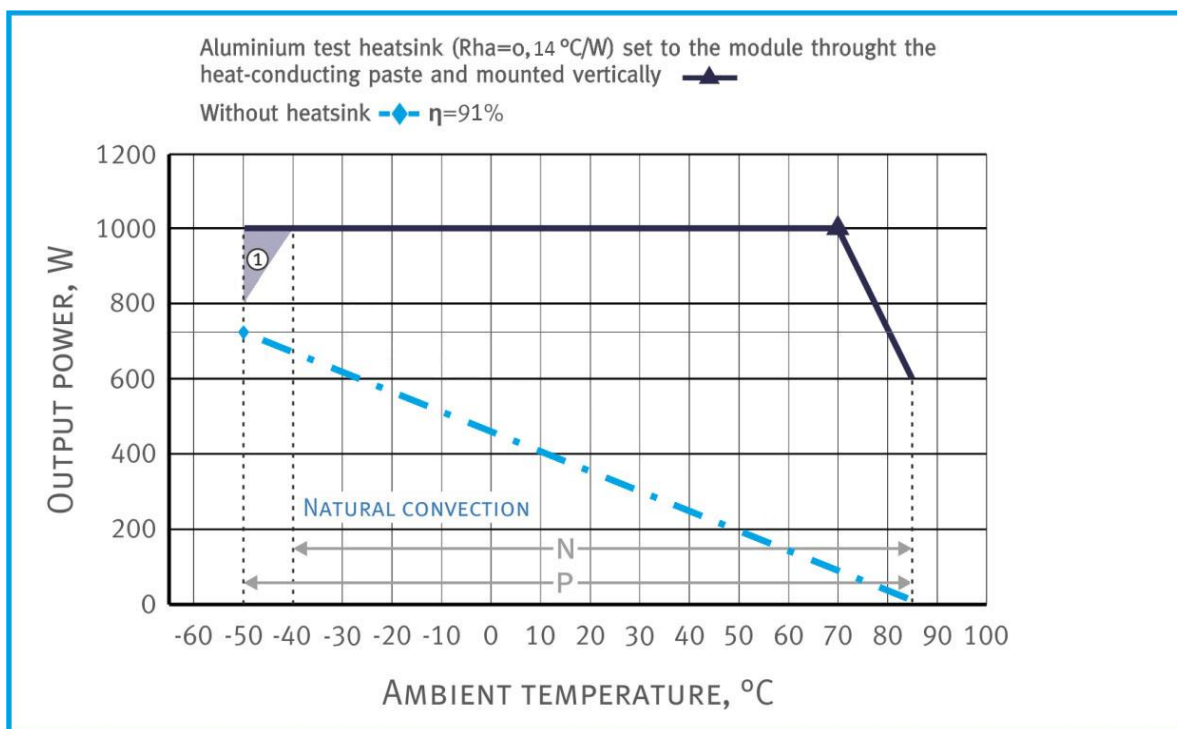
Specifications for AC/DC power supplies JETA1000-380*

Input specifications	
Linear input voltage range, the connection to the "triangle"	~ 304...456 VAC (accepted=430...643V)
Input frequency	47...65 Hz
Power factor	>0,9
Output specifications	
Output voltage adjustment using trimmer resistor ADJ	±5%
Output voltage adjustment using pin ADJ	-30%...+10%
Instability of output voltage in accordance to changing of output current from 10 to 100%	±2%
Instability of output voltage in accordance to instability of input voltage	±0,5%
Ripple and noise (peak-to-peak) (20 MHz)	<2% Uout
Overvoltage protection**	>125% Uout
Over current protection level & short circuit protection**	Iout limiting at 110-120% of Iout nom
Remote On/Off	Shuts down by applying 3...5VDC (≤5 mA) on REM outputs or connecting «ADJ» & «+REM»
Max capacitance	not limited
General specifications	
Case temperature (operating N)	-40°C ...+85°C, for request -60°C ...+85°C
Case temperature (operating P)	-60°C ...+85°C
Level of operation of thermal protection (temperature of case)	82°C ...+95°C, auto restore
Output power derating (natural convection)	See diagram (dashed, dash-dotted curves)
Output power with heatsink with thermal resistnace Rha=0,014°C/W, difference between ambient and module case temperature would be 15°C	See diagram (solid curve)
High humidity	95% @ 35 °C
Conversion frequency, fixed	125-150 kHz
Insulation voltage input/case	~1500 VAC
Insulation voltage input/output; input/REM	~3000 VAC
Insulation voltage input/case, output/REM, REM/case	~500 VAC
Isolation resistance @ 500 VDC	20 MOhm
EMC standards	EN55022, class A (class B with filter)
Safety standard	IEC/EN60950
Thermal resistance case — environment without heat sink	1,8 °C/W
Typical MTBF (Tcase = 50°C; Pout = 0,7 Pout max)	40 000 hrs
Cooling method	Free air convection with heat sink or forced air cooling
Weight (max)	800 g

* All specifications are valid for normal climatic conditions, Uin.nom., Iout.nom., unless otherwise stated.

** Parameters are stated for the information purposes and could not be used at long term work, exciding maximum output current, at work outside of a range of working temperatures, at module's work with the output voltage over a range of adjustment.

Output power vs ambient temperature

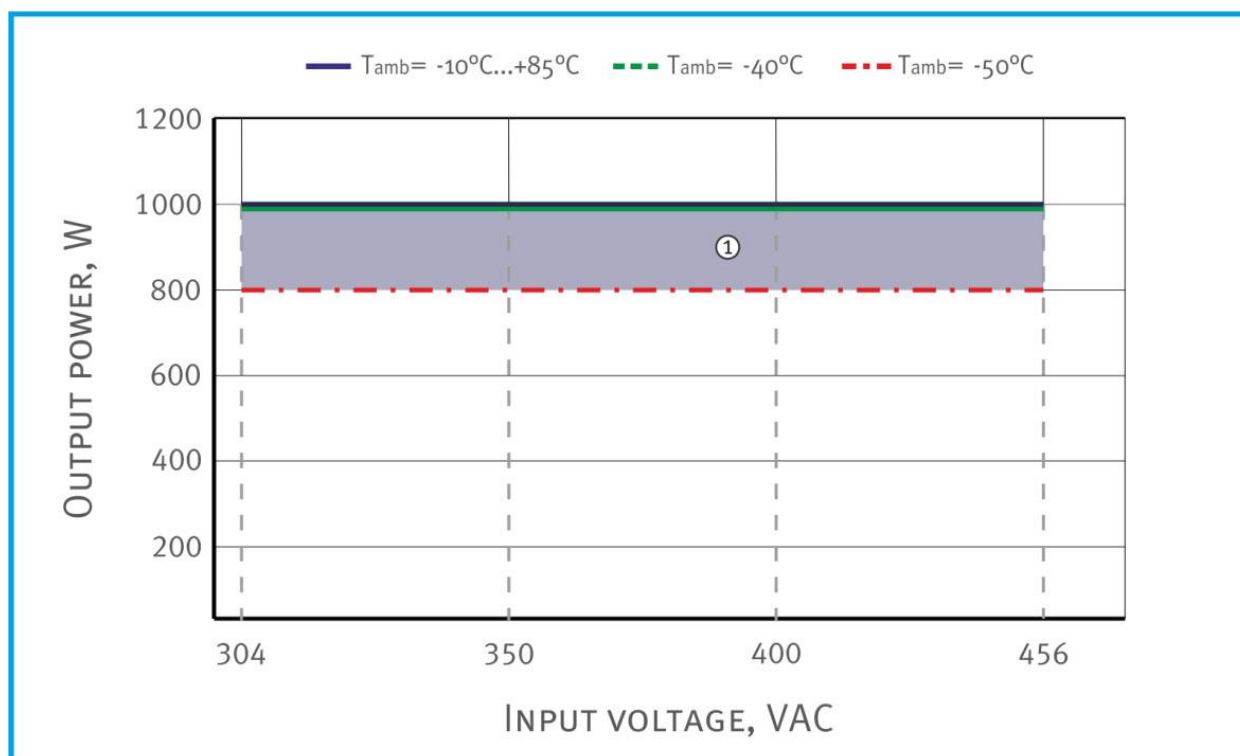


Dropping parts of the dashed and dash-dotted curves are in accordance with the **maximum temperature of the case** (for modules with index «N», «P» equal to +85 °C). Output power must not exceed the values which are limited by corresponding curve for a given ambient temperature.

Modules can be used without a heat sink only when attached to a heat conductive plate with thermal paste. The length and width of the plate should not be less than those of the case, and its thickness must not be less than 3 mm.

Points \blacktriangle represent simultaneously several extreme worst-case conditions, such as the combination of maximum case temperature and maximum output power. Continuous module operation at these points should be avoided.

Output power vs input voltages



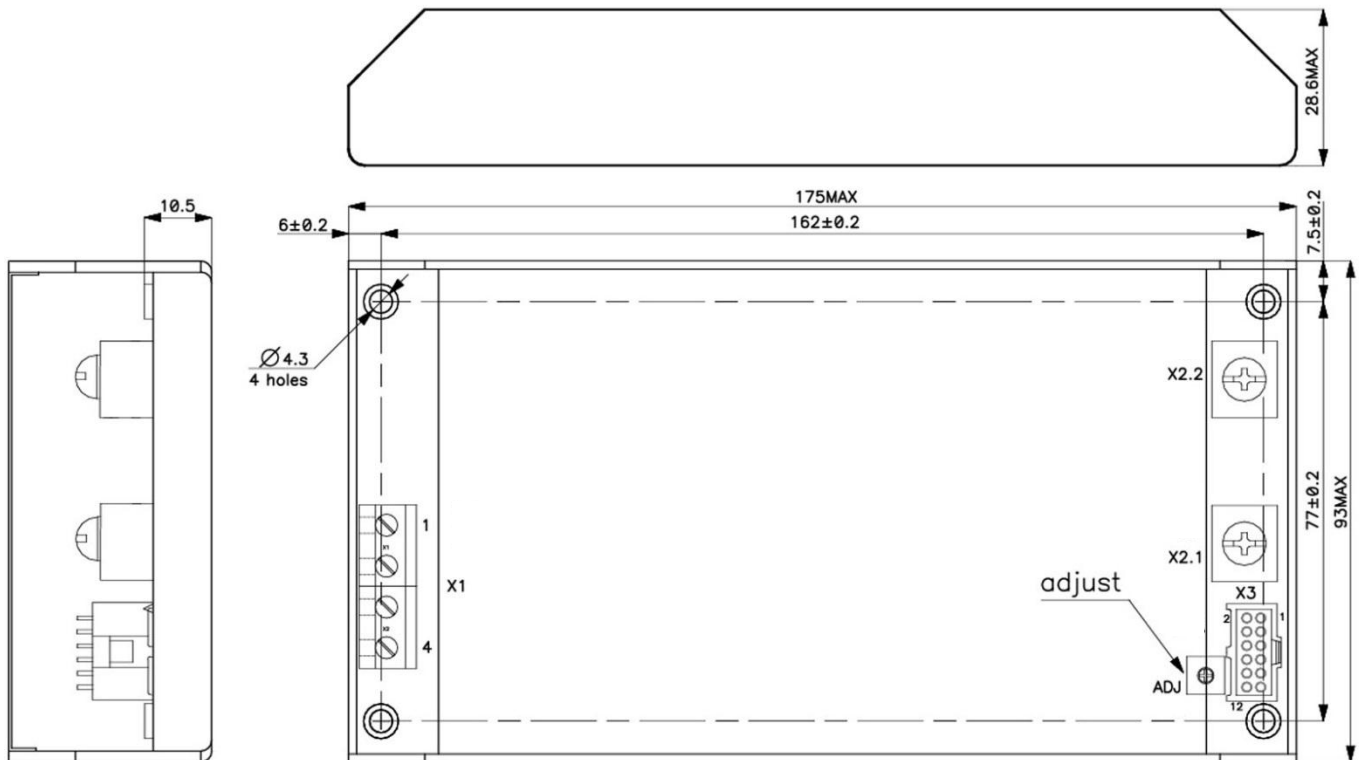
① - For ambient temperature $-60\text{ °C} \dots -10\text{ °C}$ in gray areas of diagrams some specification parameters may not be met.

Pin out (models with the terminal blocks)

X1.1	X1.2	X1.3	X1.4	X2.1	X2.2	X3.1	X3.2	X3.3	X3.4	X3.5	X3.6	X3.7	X3.8	X3.9	X3.10	X3.11	X3.12
CASE	A	B	C	+OUT	-OUT	ADJ	PARAL	+Ufan	-Ufan	-RS	-OUT	+RS	+OUT	+AUX	not use	-REM	+REM

X.3	<p>MOLEX, C-GRID III MALE – SDA-90130-1112. FEMALE – SD-90142-0012 (12 pin) USE WITH "GRIMP TERMINAL" SD – 90119-0109 or other. USE "HAND CRIMP TOOL" for C-GRID III female Crimp Terminals for example 63825-8100 or other depending on the CRIMP TERMINALS.</p>
X.1	<p>RATED WIRE SIZE SOLID: max.: 4mm² Stranded (flexible): max.: 2,5mm² Stranded with Ferrule: max 2,5mm² Screw size: M3 Torque: 0,5 Nm</p>
X.2.1	Screw size: M5
X.2.2	Recommended torque: 2Nm

Single output model with terminal blocks (IV A case size)



Certificates

Certificate ISO 9001*
CE conformity declaration

* Management system and R&D of Alexander Electric is ISO certified

Note

Please note that information given in this document is not complete. More detailed information (additional requirements, typical connection schemes, operation manuals, etc.) may be provided to you upon request.

Contact information

<http://www.goncharov-jet.com>, e-mail: aeps@aeps-group.cz, phone/fax: +420 281 001 341

According to company's policy in view of constant improvements of the production design the manufacturer reserves the right to itself change the contents of promotional materials without prior notification.